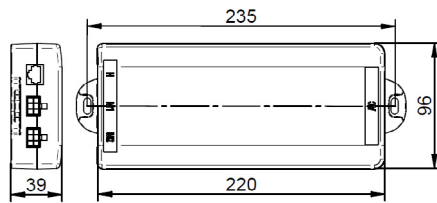


# DDLA-2 Asynchronous actuator control box

## DRAWING (mm)



## PHOTO



## MODEL NO. DESIGNATION

DDL A = (A) Asynchronous model

- Number of actuator axis

Example: DDLA-1

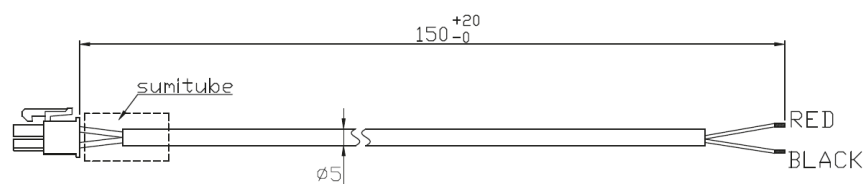
## OPTIONAL HAND CONTROL AVAILABLE



## GENERAL DATA

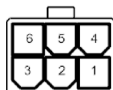
Product name	DDLA-2
Mode	Asynchronous
Number of actuators	2
Compatible hand control	HDL-DDLA-2 sold separately
Compatible actuator	Series DLA-DLB. Note! standard actuators are sold with flying wires but adapter cable is included. Actuators with connectors are sold on demand
Output voltage	24 VDC
Output current A	2.4
Overload protection current	5.5A
Duty cycle	10%. max. 2 min. continuous operation in 20 min
Input voltage	100-240 VAC 50/60 Hz
Power cables	AC   IEC C7 3000 mm US   EU plug two cables
CE Marking	Yes
Ambient temperature deg. C	+5°C ~ +40°C
IP	IP20
Weight Kg	0.78
Connector to hand control	10P10C (RJ50) Jack
Connector to actuator	Molex 45732-0001 Jack
Body material/s	ABS + Fireproof
Color	Black

## DRAWING OF INCLUDED ACTUATOR ADAPTER CABLE (mm)

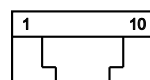


## CONNECTOR PIN LAYOUT

Molex 45732-0001 Jack



10P10C (RJ50) Jack



## OPERATION GUIDANCE ASYNCHRONOUS CONTROL BOXES

Connect the actuator/s adapter cable between the control box and the actuator

Press and continuously hold down the M button on the hand control for actuator/s operation

The actuator/s will stop at any position when the hand control button is released

The actuator/s will stop automatically by its internal limit switches at end position

Simultaneous operation of several actuators is possible

## CONNECTOR PIN CONFIGURATION

	Molex 45732-0001	10P10C (RJ50)
1		
2		5V
3	M-	
4		2 Up M2
5		1 Up M1
6	M+	
7		2 Down M2
8		1 Down M1
9		
10		